

Getting started guide



How to access

- 1 Visit bestpractice.bmj.com/nhsinengland
- 2 Enter your NHS OpenAthens username and password and click 'Sign in'*
- 3 If you are a new user, you will need to now register for a BMJ Best Practice personal account. Use your personal account to download the app for access anywhere, anytime, even offline.

*If you need help with your NHS OpenAthens account or setting up BMJ Best Practice, contact your local NHS library or search hlid.org for your local service.



Download the BMJ Best Practice app

- Search for 'BMJ Best Practice', click download and enter your personal account details to log in.
- Our app works offline, so you can access clinical content wherever and whenever you like!





Need help? If you have any questions, please do not hesitate to contact our support team at:

nhsengland@bmj.com | +44 (0) 20 7111 1105




Your expert guide to diagnosis, prognosis, treatment and prevention, anytime, anywhere

 Search thousands of clinical topics and over 6,000 clinical guidelines

 Watch animated videos of common medical and surgical procedures

 500+ patient leaflets which provide concise, user-friendly summaries

 Stay current with Important Updates and Cochrane Clinical Answers highlighted within each topic



Ensure your ongoing professional development, with automatic CME/CPD tracking



Check prescription guidance using BNF, BNFC and over 250 medical calculators



Get step-by-step guidance via our unique treatment algorithm tables

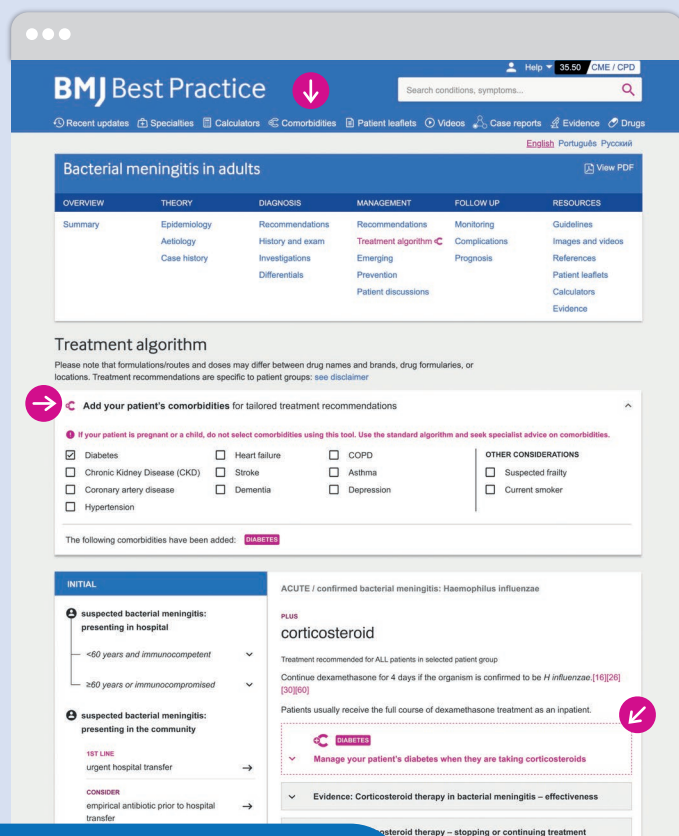


Access anywhere, online and offline with the BMJ Best Practice app



Comorbidities Manager available within BMJ Best Practice

- ▶ The Comorbidities Manager supports the management of the whole patient by providing guidance on the treatment of acute conditions alongside their pre-existing comorbidities.
- ▶ You can select from a range of common, high-cost comorbidities to generate an instant treatment plan tailored to the unique needs of the patient.
- ▶ The Comorbidities Manager makes it easy to quickly treat and stabilise patients with comorbidities. This effective management of the patient increases efficiencies and quality of care, ultimately leading to better clinical outcomes, shorter hospital stays and fewer readmissions.



Follow these steps to use

- 1 Once logged into BMJ Best Practice, click on the 'Comorbidities' icon in the blue navigation bar on the BMJ Best Practice homepage to view a list of all acute topics featuring the Comorbidity Manager.
- 2 Select your chosen acute topic from the list. We are adding more topics to this list all the time, so keep checking back for updates.
- 3 Navigate to the 'Treatment algorithm' section of your chosen acute topic. The pink C+ symbol highlights that the Comorbidity Manager is available for this topic.
- 4 Select from a list of common comorbidities. You can select as many comorbidities as you like. You will see the pink C+ symbol when a treatment option may be impacted by the comorbidities that have been selected.

Get started today 

[bmj.com/hee](https://www.bmj.com/hee)