

Introducing the

# NHS Knowledge and Library Hub

[www.library.nhs.uk/knowledgehub](http://www.library.nhs.uk/knowledgehub)



Search journal articles, e-books, guidelines and clinical decision tools, **all in one place.**

**Go directly to full text**, as an immediate download or on request from an NHS library.

**Avoid the less-reliable sources** you might find in a general web search.

**Click the text on the yellow bar to log in with your NHS OpenAthens account.**

This lets you see the full text of all the resources NHS libraries buy for you.

**Type your search words in the box and click Search.**

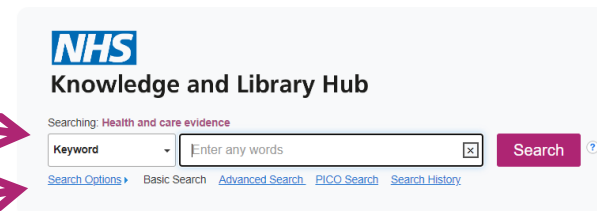
You can search for a topic, a journal article or a book or journal title.

**You will see results which contain all your search words.**

The search options let you choose alternative ways to search.

**Go directly to other resources when you know what you need.**

Do a detailed search or explore a specific resource from the links below the search box.



#### Clinical decision making

- [BMJ Best Practice](#)
- [BNF](#)
- [BNFC](#)
- [Clinical Knowledge Summaries](#)
- [Maudsley Prescribing Guidelines](#)
- [NICE Guidelines](#)
- [Royal Marsden Manual](#)

#### In-depth searching

- [AMED](#)
- [British Nursing Index](#)
- [CINAHL](#)
- [Cochrane Library](#)
- [EMBASE](#)
- [EMCARE](#)
- [HMIC](#)
- [Medline](#)
- [PsycINFO](#)
- [Pubmed](#)
- [Social Policy & Practice](#)
- [Trip Pro Database](#)
- [\\* More help using these resources](#)

#### Other resources

- [Directory of Health Libraries](#)
- [Oxford University Press Books](#)
- [Grey Literature Resources](#)
- [Clinical Trials Resources](#)
- [NIHR Evidence](#)
- [How to search the literature effectively](#)
- [Critically Appraising the evidence base](#)
- [Knowledge Mobilisation Framework](#)
- [Health literacy: you can make a difference](#)
- [Patient Experience Library](#)
- [NHS Learning Hub](#)


#### NHS OpenAthens

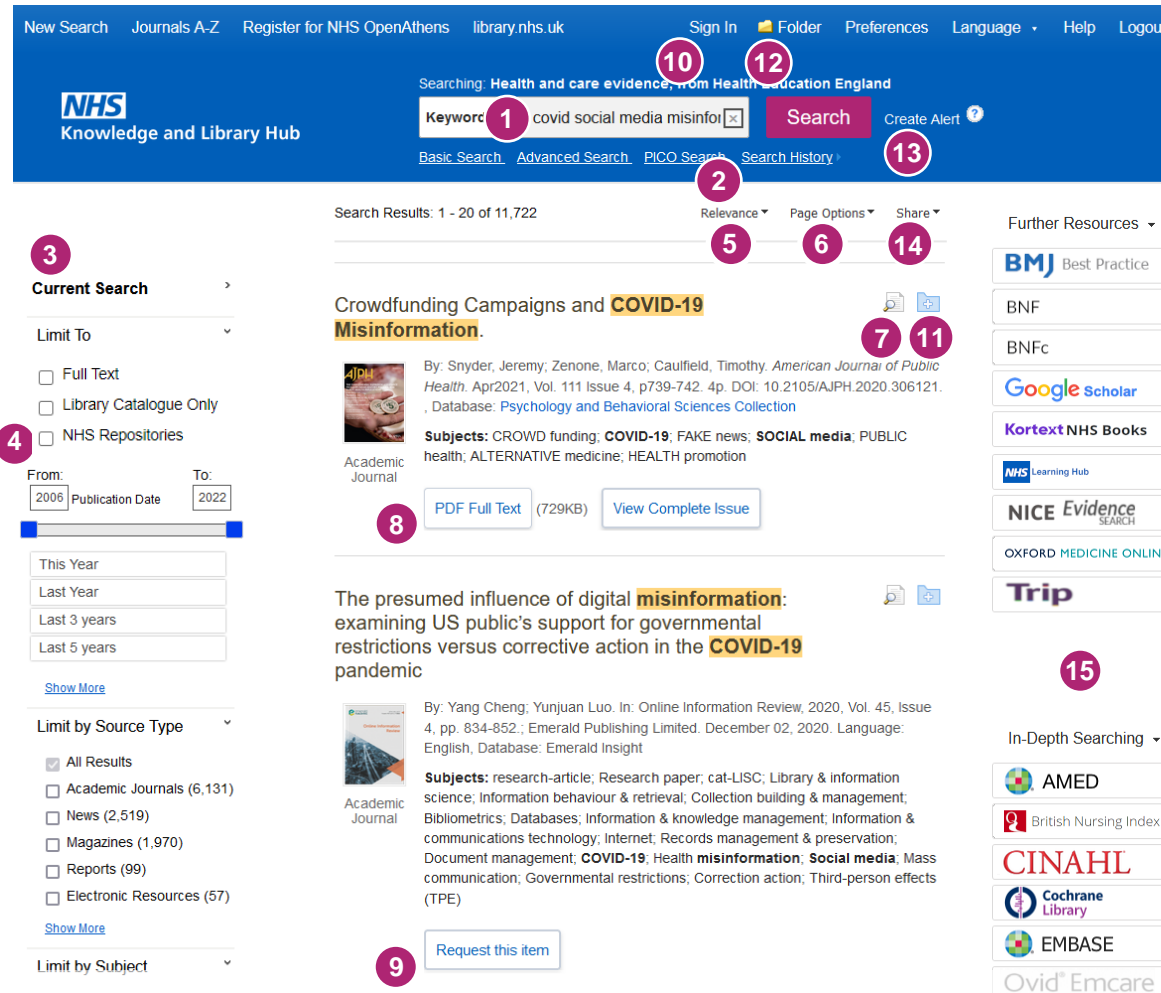
- [OpenAthens Registration](#)
- [OpenAthens Password Reset](#)
- [Having Problems with OpenAthens?](#)

## Change your search

- 1 Add or remove search words in the **search box**.
- 2 See your **Search History** to combine results of different searches.
- 3 Alter the search options under **Current Search**.
- 4 Add **limits** to narrow your results by date, type or other options.

## View your results

- 5 Click **Relevance** to sort your results by date.
- 6 **Page Options** lets you change the layout and increase the number of results displayed.
- 7 The **detail** icon  on each result shows you more information.




The screenshot shows the NHS Knowledge and Library Hub search interface. At the top, there is a navigation bar with links for 'New Search', 'Journals A-Z', 'Register for NHS OpenAthens', 'library.nhs.uk', 'Sign In', 'Folder', 'Preferences', 'Language', 'Help', and 'Logout'. The search bar contains the text 'Health and care evidence, from Health Education England' and the keyword 'covid social media misinformation'. A 'Search' button and a 'Create Alert' link are also visible. Below the search bar, there are options for 'Basic Search', 'Advanced Search', 'PICO Search', and 'Search History'. The search results are displayed in a list format, with the first result being 'Crowdfunding Campaigns and COVID-19 Misinformation'. The second result is 'The presumed influence of digital misinformation: examining US public's support for governmental restrictions versus corrective action in the COVID-19 pandemic'. The interface includes various filters and options, such as 'Limit To', 'Limit by Source Type', and 'Limit by Subject'. There are also buttons for 'PDF Full Text', 'View Complete Issue', and 'Request this item'. The right-hand side of the interface features a 'Further Resources' section with links to 'BMJ Best Practice', 'BNF', 'BNFc', 'Google Scholar', 'Kortext NHS Books', 'NHS Learning Hub', 'NICE Evidence Search', 'OXFORD MEDICINE ONLINE', and 'Trip'. There is also an 'In-Depth Searching' section with links to 'AMED', 'British Nursing Index', 'CINAHL', 'Cochrane Library', 'EMBASE', and 'Ovid Emcare'.

## Get the full text

- 8 Clicking **Get PDF**, **PDF Full Text** or **Access Online** will take you to an online copy you can download.
- 9 Clicking **Request this item** will open a request form to send to your library.

## Manage your results

- 10 **Sign In** to save your results and searches.
- 11 **Add a result** to the **Folder** by clicking the folder icon .
- 12 Open the **Folder** to see saved items, print or export results, and share folders with other searchers.
- 13 **Create Alert** will let you know when new articles match your search.
- 14 **Share** lets you quickly add results to the folder or create alerts.

## Continue your search

- 15 Choose any of the buttons in the righthand column to open a new search in another database or search tool.